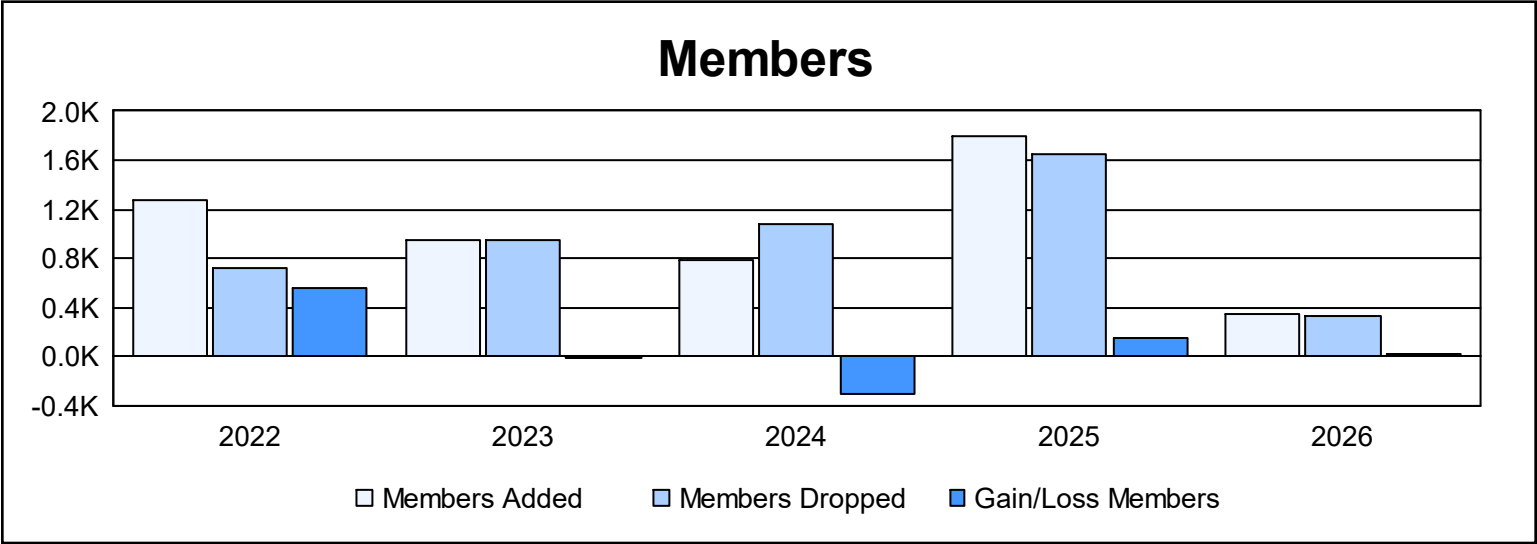
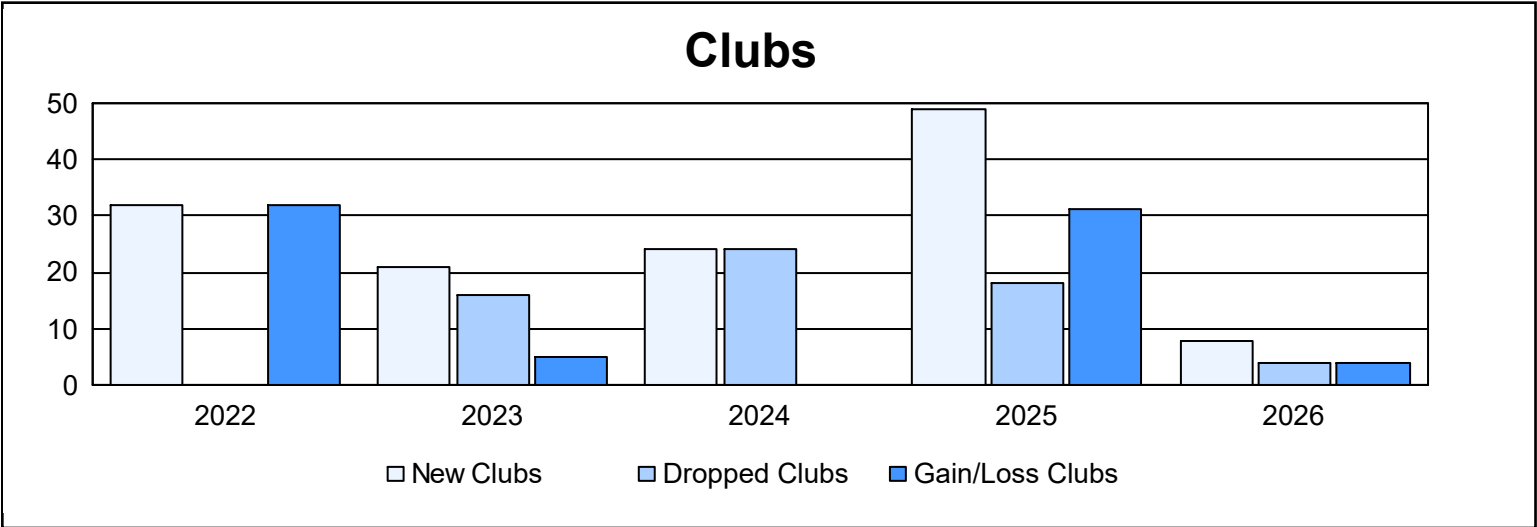
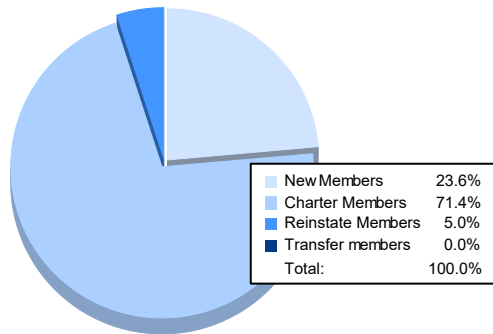


Year	New Clubs	Dropped Clubs	Gain/ Loss Clubs	New Members	Charter Members	Reinstate Members	Transfer Members	Total Member Added	Total Members Dropped	Gain/ Loss Members
2021-2022	32	0	32	453	809	9	4	1,275	725	550
2022-2023	21	16	5	333	586	26	2	947	952	-5
2023-2024	24	24	0	257	510	7	8	782	1,080	-298
2024-2025	49	18	31	433	1,271	71	27	1,802	1,645	157
2025-2026	8	4	4	81	245	17	0	343	330	13
Average	27	12	14	311	684	26	8	1,030	946	83



Membership Composition

November 2025 Cumulative



Gender Composition

November 2025 Cumulative

